

*Ravenswood*  
MANSION

EST. 1825 | BRENTWOOD, TENN.





# Catering Kitchen

This space is utilized by your licensed caterer. You **MUST** have a caterer that is licensed and will have service staff to stay throughout catering service. We require a check-out with the caterer once all food and beverage service has been completed. We do not allow drop-catering where they just bring in the food and leave.

If you are serving alcohol you will also need to have a licensed bartender at each bar and it is required that any alcohol consumed be served by that bartender for the entire duration of your event.

In this space we have a provided microwave, ice maker (serves about 100 guests, if you have more you would need the caterer to provide more ice), warming oven (strictly for warming, not a cooking oven), refrigerator, prep tables, and a closet with some standing easels that are available for you to use.

Full details are available in our [kitchen guide](#), and make sure to inform all of your vendors about our designated [loading zones](#).







## *Yellow Hallway Restrooms*

The yellow hallway you come to next is where the guys would use the restroom while they are getting ready during the day. It is also a guest restroom during your event. A second restroom is located outside next to the patio area, with two stalls for men and women. This provides plenty of restrooms to suit 250+ guests.

## *Dining Room*

The next room you come into is the dining room. This room has red walls, a beautiful fireplace, and two buffet tables. This space is typically used for food service, bar, cocktail tables, or guest tables if you are dining inside the home. Catering loves to put an “L” or a “U” shape buffet setup in here for guests to get their food then make their way to their tables. It is the closest room to the kitchen so this space is use the most for food service.







## *Side Porch*

Past the staircase is a cute little side porch that can be used for first looks, welcome tables, signage, bars, or anything else you can dream of!





## *Ladies' Parlor*

The next space is the ladies' parlor. This room is a wonderful multipurpose space often used for guest seating, bistro tables, photobooths, bars, buffets, dessert displays, or just as a mingling space for your guests looking around the home. You are welcome to utilize any of our glass-top tables for food service. If tables do not have a glass top, you would need to add a linen before using them for food.










## Front Foyer



This foyer showcases our beautiful spiral staircase that is original to the home. This staircase is used during the day for the guys to access their getting ready space. The back staircase is used by the ladies as it has direct access to both bridal rooms.

The front foyer also boasts a historic doorbell that can be pulled from the exterior of the front door. Inside under the staircase has been used for welcome bars, signage, bridal portraits on easels, or a seating charts. There are doors all around the downstairs with wonderful access to the back porch for an awesome flow throughout the space.





# Men's Parlor

The last room on the downstairs level is the men's parlor. This is another multipurpose space that is often used for cake display, desserts, appetizers, small ceremony options, or in any other manner you see fit. Clients are not allowed to move furniture without permission, but as long as it is moved back to its original position it is usually fine. We also do not allow real flame candles or any decor to be attached to the home with stickies, glue, tape, or nails. Our mantles are beautiful to decorate and you can attach items to these or the stair banisters with wire or fishing line easily.







A photograph of a room with a window and a chaise longue. The window is covered with white lace curtains. The chaise longue is upholstered in a light-colored fabric and has a cane backrest. A white lace veil is draped over the chaise longue. The room has a light-colored wall and a dark wood floor.

## *Upstairs*

You will see the ladies and mens dressing rooms upstairs. There is a refrigerator and a coffee station in each space. You are welcome to have alcoholic beverages during the day without the use of a bartender, however, when your event time starts (i.e. ceremony begins) any alcohol must be served by a bartender and anything left upstairs would need to come down and go behind the bar. If you are serving alcohol you will also need to add "Host Liquor Liability" to your insurance policy.



*Bride's Room*



# *Groom's Room*





# Ceremony Looks

- » Front Porch
- » Front Lawn
- » Back Field











## *Front Porch*

The front porch is often used for photos during the day. It is also a wonderful option for a small covered ceremony.







## *Front Lawn*

The front lawn is often used for ceremonies. The backdrop of your choice in the front of the home could be the mansion, the circle round about, the oak tree, or the two side trees that create a beautiful archway.

Keep in mind, the sun sets directly behind the home. There is another wonderful ceremony option at the back of the home in the back field.





# *Back Field*

Behind the Mansion, your guests will sit in the back field while you enter from our back covered patio as your grand entrance. Accented by the rolling hills right behind your ceremony, it is the perfect place for a golden hour ceremony and for brides who are looking for a more natural greenery look! After the vows, you can wave to your guests while heading towards our pavers to begin those “just married” glee of couples photos!









# *Back Porch*

The back porch is a beautiful covered space to use for a buffet, a small instrumental band, desserts, or just our rocking chairs or bistro tables.



# Patio

The back patio is utilized for the party! This space is easily tented, which creates a beautiful covered space for your event in case of rain. The space is 40' x 90' but you do not need to tent the entire space, only what you need.


Tenting is not required, but it creates a second ceremony option in case of rain or inclement weather. We do not allow dancing inside the home, so the patio would be your option for a dance party for your guests. Just about every wedding above 70 guests books a tent for their event.







# Reception Looks

- » Back Patio
- » Tented Lawn
- » Open Air Lawn
- » Indoors









# *Carriage House*

The carriage house is the red building outside the home. As you approach the barn you can see our black fence that hides the trash area. You can access the carriage house to see our included rental items.

This gives you an excellent starting point of rentals for your event. We do require these 4 vendors to be licensed if you hire them: tenting, lighting, catering, and rentals. If you use our rental items, you would need to hire a licensed rental company to do the setup and breakdown of our rental items.





# Rental Inventory

Ravenswood Mansion has a limited quantity of rental items for our client's convenience. Rental items are considered part of a the rental fee and are not an additional charge for usage. Availalbe items are listed on our [online inventory](#).

Clients are responsible for having all rental items set up and torn down within the confines of their rental period. Rental items may NOT be left inside the house past your contracted times. Unless stated, all items must be returned to their designated spots and carts. Failure to have these items set up and torn down properly will result in additional fees.

Clients are **REQUIRED** to have a professional company set up and tear down the Ravenswood rental items if they have over 50 guests. Tent and Rental companies offer set up and teardown of our items for additional fees. Please contact your rental company for their specific rates.





Client Planning Guide:  
<https://www.ravenswoodmansion.com/clients>

Password: rwdclient

## Vendors

Here at Ravenswood Mansion, you have the benefit of bringing in any vendor of your choosing. Our only requirements are that your tent, lighting, rentals, and/or catering vendors must be licensed and insured. Although we have no preference for one vendor over another, our [list of vendors](#) in our online Client Planning Guide are ones we have seen working at our property in the past.

If you use any of the tent, rentals, and/or catering vendors on our list, we already have their Certificate of Insurance on file, and you will not need to request this document from them again when it comes time to turn in your final documents.

## Tenting Information

One of the best aspects of events at Ravenswood Mansion is our beautiful outdoor space. However, due to the unpredictability of Tennessee weather, we do generally recommend tenting for events over 50, to ensure the comfort of all guests.

Ravenswood Mansion does not provide tents. Clients must work with a licensed and insured tent vendor to acquire a tent for their event. Our online Client Planning Guide has a [list of tent vendors](#).

### Capacity

- Outdoor Seated: 250-300
- Stone Patio Size: 40' x 90'
- Indoor Seated: Up to 80
- Spacious Changing Suites for Wedding Parties
- 400 Acres for Photos

### Amenities

- Table + Chairs for 150
- Changing Suites
- Catering Kitchen
- Bring Your Own Vendors
- Bring Your Own Alcohol

### Pricing

- Friday 9am - 11pm: \$3,000
- Saturday 9am - 11pm: \$4,500
- Sunday 9am - 11pm: \$3,000
- Monday - Thursday: 5pm - 11pm: \$1,250
- Monday - Thursday: 9am - 5pm: \$750
- Seasonal Discounts
- Bundle Options



## Decorating

Clients may decorate inside of the house for their event using any permitted decor, such as:

- LED candles
- Photos
- Florals
- Signage

The following decor is *prohibited* inside the house:

- Confetti
- Real flame candles
- Anything that will create a hole (nails, tacks, etc.)
- Any adhesive (tape, command strips, etc)

## Timing

Clients must do all set up and teardown within their rental period.

## Clean up

A \$300 cleaning fee is required for all rentals. This cleaning fee includes:

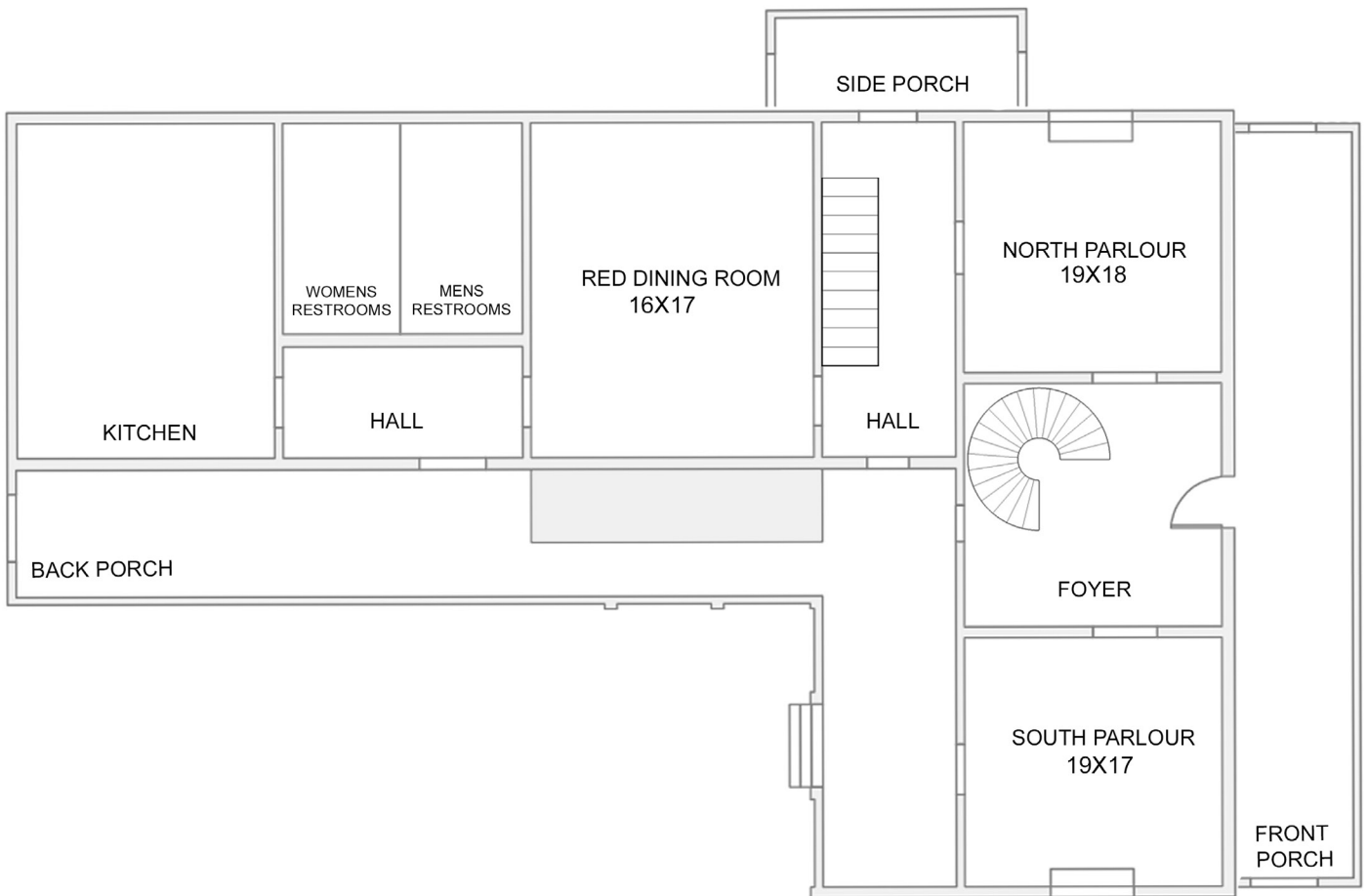
- Sweeping and mopping
- Vacuuming
- Dusting and wiping down surfaces
- Restroom cleaning and restocking

Clients are responsible for:

- All trash removal inside the mansion
- All trash removal for the reception area
- Dressing rooms trash clean up
- Catering and kitchen clean up
- Putting furniture back in original places
- Rental item tear down



# Indoor Floorplan



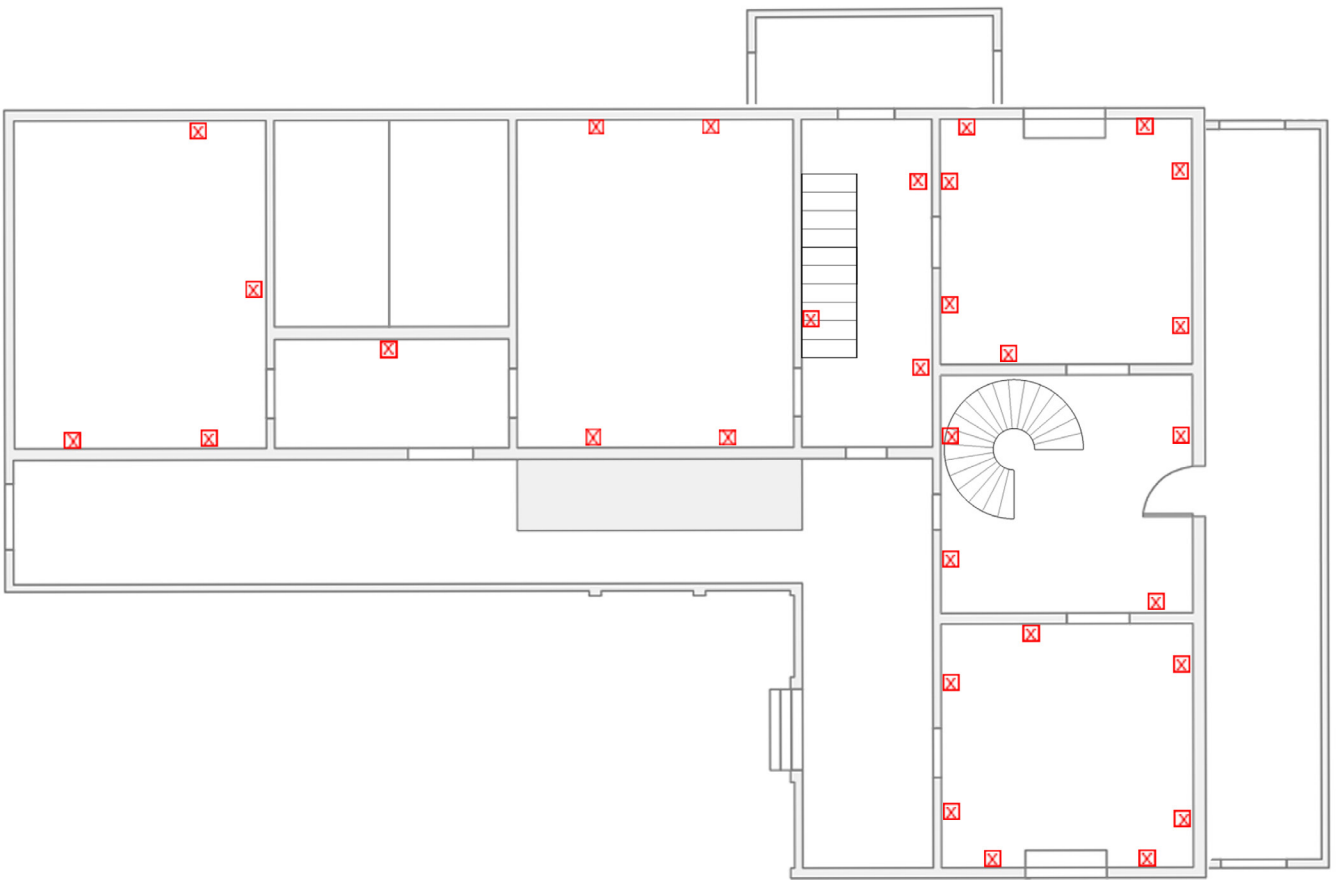


# Outdoor Floorplan





# Indoor Power Outlets



☒ OUTLET



# Outdoor Power Outlets



*Ravenswood*  
MANSSION

 IRRIGATION LINE <i>(lines are approximate)</i>	 POWER CIRCUIT <i>(each color is a different circuit)</i>
 OUTDOOR POWER OUTLET	 INDOOR POWER OUTLET

# Booking

- Email us: [ravenswoodmansion@brentwoodtn.gov](mailto:ravenswoodmansion@brentwoodtn.gov)
- Tell us what date you'd like to book
- Sign your contract
- Pay your deposit  
(Pay full amount + cleaning fee if your event is less than six months out)
- Follow us for ideas!

 [@ravenswoodmansion](https://www.instagram.com/ravenswoodmansion)

 [Ravenswood Mansion](https://www.facebook.com/RavenswoodMansion)

[www.ravenswoodmansion.com](http://www.ravenswoodmansion.com)

## Online Resources:

### [Client Planning Information](#)

- » [indoor and outdoor floorplans](#)
- » [tenting information](#)
- » [rentals inventory](#)
- » [vendor guide](#)
- » [power and outlet guide](#)
- » [vendor loading zones](#)
- » [catering and kitchen info](#)
- » [wedding planning checklist](#)
- » [wedding day essentials checklist](#)

### [Policies and Procedures](#)

### [Photos](#)